

# Degradability evaluation of green geosynthetics from durability and eco-friendly application perspectives

Han-Yong Jeon

*Dept. of Chemical Engineering, Inha University, Korea*

Jungjo Yuu

*GodenPow Co. Ltd., Korea*

**ABSTRACT:** In this study, concept of green geosynthetics was introduced in terms of biodegradability. Development of green geosynthetics, its background and technical concerns were discussed through some research results of PLA (polylactic acid) specimens. Test method for biodegradability of PLA (polylactic acid) as a green geosynthetics were considered and suggested based on composting method. Finally, the rest result shows that the concept of biodegradability for green geosynthetics is available in the environmental application. PLA 4032D/PBAT (80/20) blend shows improvement of environmental performance as a green geosynthetics application than PLA 4032D only used.

*Keywords: green geosynthetics, PLA (polylactic acid), biodegradability, PLA 4032D/PBAT (80/20) blend*

## 1 INTRODUCTION

For eco-environmental concept in geosynthetics application fields, “Green” revolution is rapidly increasing in every construction sites e.g., green structure, green installation, green industry etc. especially between construction and society’s needs. Furthermore, although durability of geosynthetics should be emphasized for long-term service period, durability controlled mechanism could be required to fulfil the short-term degradability purpose for green geosynthetics [1-2]. “Green Geosynthetics” can be defined as following: green geosynthetics are made of eco-environmental biodegradable polymeric resins or natural materials and they must maintain their needed performance such as durability, design strength, hydraulic property etc. during service period in the application field. Then, after service period they should be degraded no harmful state in the soil structures [3-5]. In this study, environmental performance of green geosynthetics was evaluated and reviewed to be related to the quantitative analysis of biodegradability of green geosynthetics by conceptual consideration through its evaluation.

## 2 EXPERIMENTAL

### 2.1 Sample preparation

Three types of PLA (PLA 4032D, PLA 6201D; Natureworks) and PBAT (poly(butylene adipate-co-terephthalate); BASF) were used as additives for performance improvement. Esterase and Phosphate buffered saline powder of pH 7.4 (Aldrich Co.) was used to investigate the degradation behaviour. In this study, we used PLA 4032D resin for blending with PBAT and PLA 6201D was used as reference material for comparison with PLA 4032D. Resins were vacuum dried at 60°C for 4hrs before usage. Blending was performed with a Brabender Plasticorder. Film specimens of PLA and PLA/PBAT blends were prepared through hot pressing under the pressure of 40 kg/cm<sup>2</sup> at 190°C.

### 2.2 Performance measurements

To investigate the degradation behaviour, strength retention was measured with PLA 4032D and 6201D. The strength retention was determined using the following equation.

$$\text{Strength retention (\%)} = \text{strength after degradation} / \text{strength before degradation} \times 100$$

63.6mg/150ml enzyme solution for bio-degradable resistance was made by 17 unit/mg of Esterase contained enzyme solution (Aldrich Co.) in pH 8.0 phosphate buffered saline solution. PLA film specimen was immersed in this solution for 4 weeks and strength retention was determined using the above equation. UV resistance was done in accordance with ASTM D4355-07 (Standard Test Method for Deterioration of Geotextiles by Exposure to Light, Moisture and Heat in a Xenon Arc Type Apparatus) [6]. Exposure time to UV is 500 hours and strength retention was determined by strength comparison before and after UV exposure condition. For testing of interface friction property between PLA 4032D and PLA4032D/PBAT(80/20) blend sheet (; 5×15×0.2cm size), ASTM D5321-08(Standard Test Method for Determining the Coefficient of Soil and Geosynthetic or Geosynthetic and Geosynthetic Friction by the Direct Shear Method) was applied and standard sand was used as test soil.

### 3 RESULTS AND DISCUSSION

#### 3.1 Engineering performance of bio-degradable materials

Figure 1 shows the PLA 4032D specimen burial in soil and this shows strength retention of PLA 4032D under exposure condition and especially under activated sludge burial condition we can find the very rapid strength decay within 30 days. However, PLA shows almost 50% strength retention in soil burial condition within one year and this means green geosynthetics of PLA can be available for one year if the strength decay slope could be controlled. To control biodegradability of PLA used green geosynthetics, more restricted design technology must be adopted in the quality control and assurance of manufacturing and construction procedure in the installation field. Also, Fig. 11 shows tensile strength of PLA 4032D specimen which is blended with PBAT content and it is seen that tensile strength decreased with PBAT content. For blending case of 50/50 PLA 4032D/PBAT, tensile strength decreased about 30% of 100 PLA 4032D used. This means the additive content is a kind of important factor to affect and control the biodegradability of green geosynthetics.

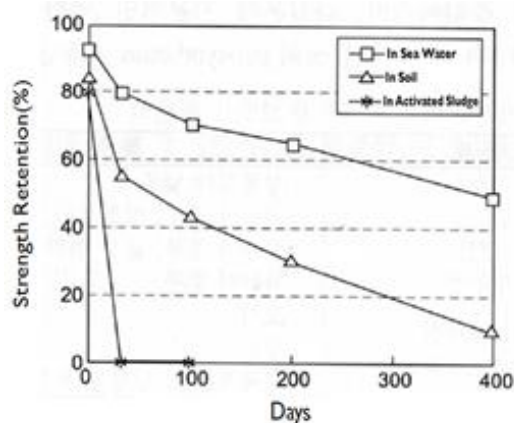


Figure 1. Strength retention of PLA 4032D under environmental exposure condition.

Figure 2 shows strength retention after 4 weeks enzyme solution treatment and it is seen that strength decrease was occurred in enzyme solution. However, it is not easy to control degradation rate and test circumstance and therefore, this test method is very limited tool for prediction of PLA service time.

Figure 3 shows the excellent UV resistance of PLA 4032D and PLA 4032D/PBAT(80/20) blend through tensile strength comparison before and after UV exposure. For this case, it is seen that PLA 4032D/PBAT(80/20) blend shows the less decrease of tensile strength retention than PLA 4032D used only and this means the improvement of UV stability.

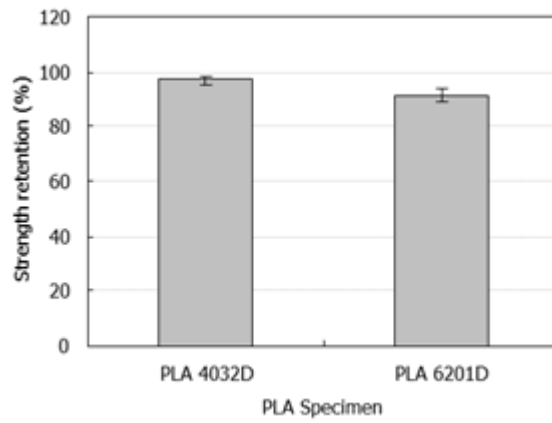


Figure 2. Strength retention of PLA after 4 weeks treatment in enzyme solution.

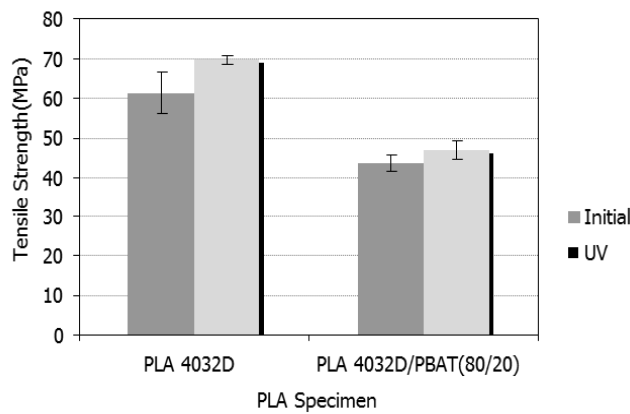


Figure 3. UV resistance of PLA 4032D and PLA 4032D/PBAT(80/20) blend in accordance with tensile strength.

Table 1 shows interface frictional coefficient between PLA specimen and soil by direct shear test for environmental application as geosynthetics. In here, PLA 4032D/PBAT(80/20) shows improvement of interface frictional performance than PLA 4032D only used and this is an example of performance improvement by PBAT blending.

Table 1. Interface frictional coefficient between PLA specimen and soil

| Normal stress (kPa) | Frictional coefficient |                       |
|---------------------|------------------------|-----------------------|
|                     | PLA 4032D              | PLA 4032D/PBAT(80/20) |
| 50                  | 0.665                  | 0.718                 |
| 100                 | 0.642                  | 0.703                 |
| 150                 | 0.613                  | 0.692                 |

All tables and figures should be numbered consequently (Table 1, Figure 1) and should have titles and captions (font-size 11 pt, line-spacing 11 pt). The proper position of each table and figure must be clearly indicated in the paper. Graphical and photographic artwork is accepted with a minimum resolution of 300 dpi. Please use the SI system of units. Other systems of units will not be accepted.

### 3.2 Proposal of biodegradability evaluation

Still now, there is no international test method to evaluate the biodegradability of green geosynthetics performance and only the geosynthetics performance test methods of ISO and ASTM International are applied for this purpose. However, it is not reasonable for green geosynthetics to adopt these test methods directly and new test methods should be introduced for green geosynthetics performance testing.

Figure 4 shows the quantitative concept of biodegradability evaluation of green geosynthetics and the best evaluation items should be selected in accordance with influence parameters which determines the long-term performance under real field installation conditions.

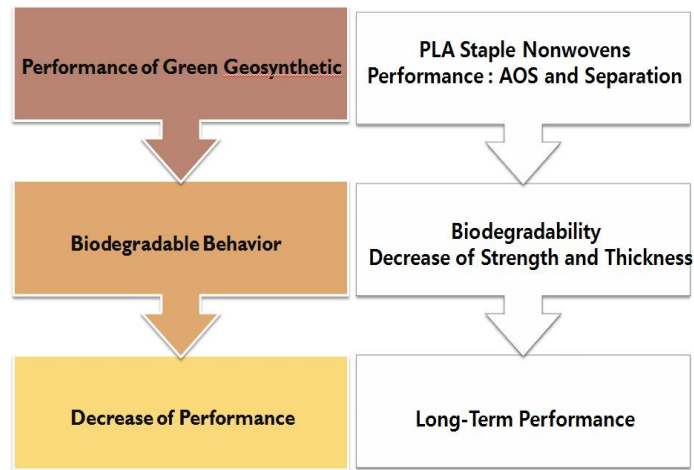


Figure 4. Quantitative concept for biodegradability evaluation of green geosynthetics.

Figure 5 shows the test procedure of biodegradability of PLA specimen for green geosynthetics and finally, property analysis could be obtained to consider and refer the exposure conditions in the real installation field.

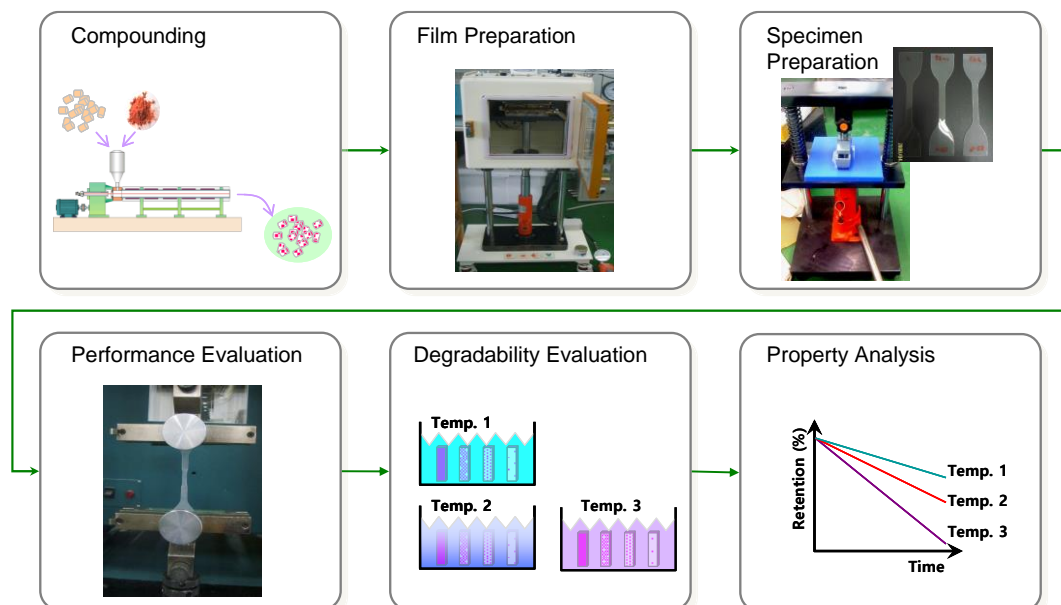


Figure 5. Test procedure of PLA for green geosynthetics.

In here, we can suggest a kind of hydrolysis method procedure of Figure 6 and this shows the evaluation procedure of degradability of PLA. ASTM D5338-98 (Standard Test Method for Determining Aerobic Biodegradation of Plastic Materials under Controlled Composting Conditions) is introduced to simulate the real installation condition.

Through the experimental data analysis, we can suggest the degradability test method with temperature as shown in here. By using Arrhenius plot of accelerated experimental data, we can predict the long-term biodegradable behaviours with temperature and induce this to designing the green geosynthetics.

Figure 7 shows the regulation proposal of evaluation method of biodegradability for green geosynthetics to overall the above review and analysis of correlation between index and field tests could be the connection key factor to confirm the biodegradable behaviors for green geosynthetics.

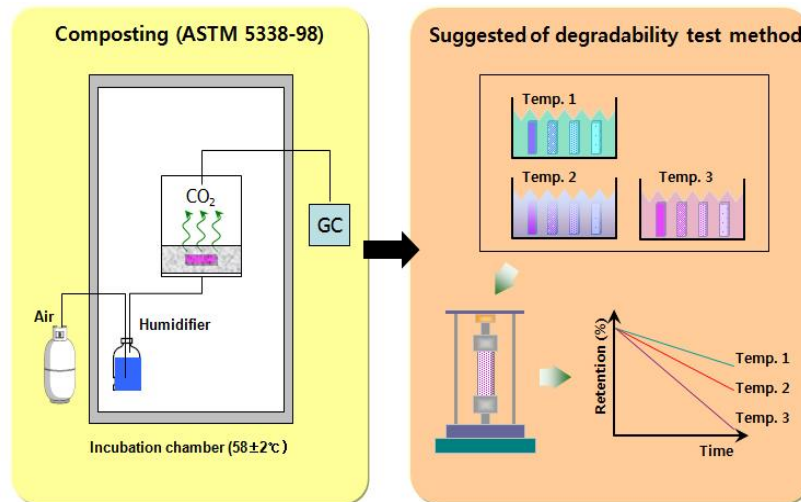


Figure 6. Suggested evaluation procedure of degradability of PLA.

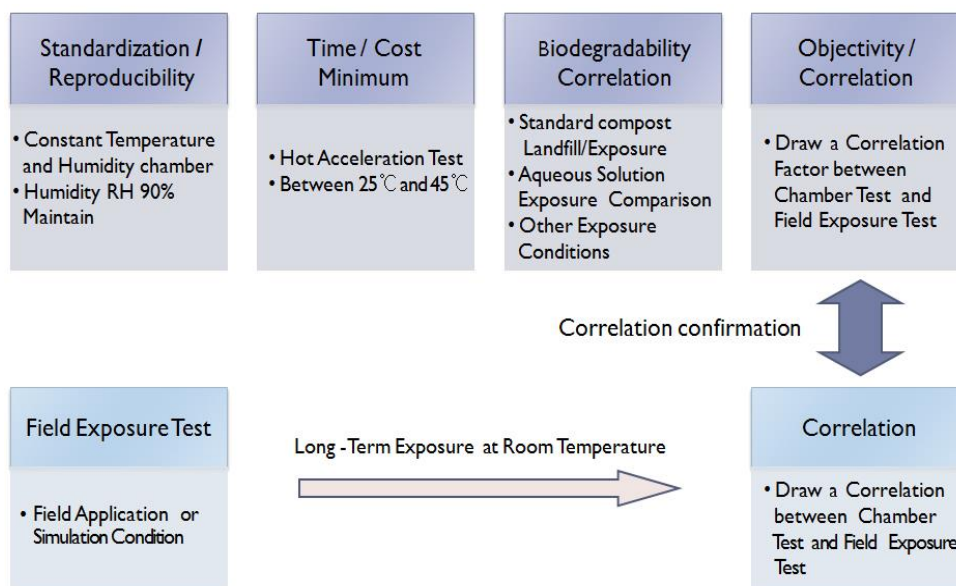


Figure 7. Proposal of standardization guide of biodegradability for green geosynthetics.

#### 4 CONCLUSION

Through the overall environmental performance analysis of biodegradability as green geosynthetics, it is seen that biodegradable mechanism of is possible to control theoretically and to control bio-degradability of PLA used green geosynthetics. PLA 4032D/PBAT(80/20) blend shows improvement of environmental performance as a green geosynthetics application than PLA 4032D only used. However, more restricted design technology must be adopted for this and more specific composition and selection of optimum additives of PLA blending should be determined for the quality control of PLA related geosynthetics. To evaluate the biodegradability of green geosynthetics performance, new test methods should be introduced and the needed evaluation items should be selected by considering influence parameters on the long-term performance under real field installation conditions. Figure 8 shows an example of PLA application as green geosynthetics for erosion control mat and PLA related geosynthetics will be used in the special and alternative application fields if biodegradable mechanism could be controlled.

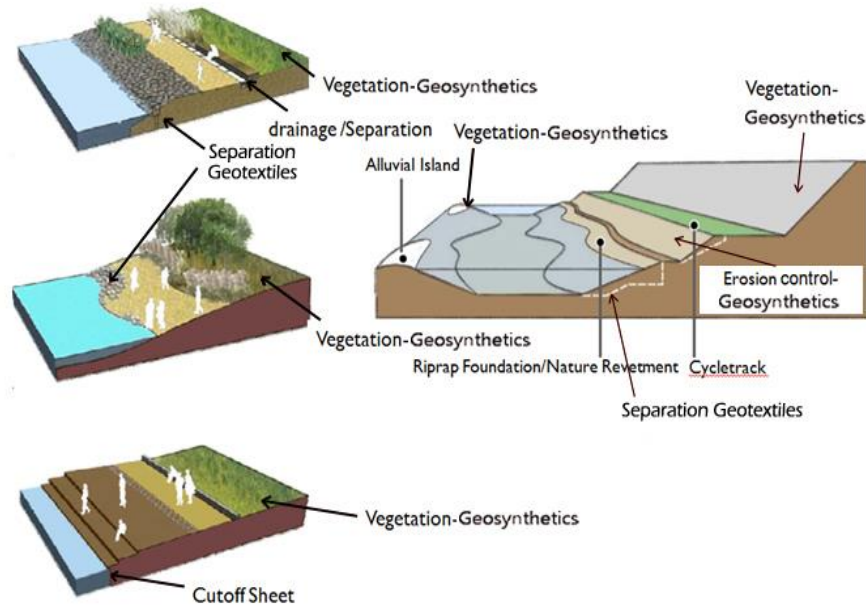


Figure 8. Examples of PLA related green geosynthetics application for erosion control mat.

## REFERENCES

- Shukla, S.K. 2002. Geosynthetic and Their Applications, Thomas Telford Ltd., p.1-54.
- Tsuji, H. 2008. Degradation of Poly (Lactide)-based Biodegradable Materials, p.9-42.
- Koerner, R.M. 2005. Designing with Geosynthetics, 5th Ed., Pearson Education, Inc., NJ, USA, p.9-28.
- Dixson, N., Smith, D.M., Greenwood, J.R., and Jones, D.R.V. 2003. Geosynthetics-Protecting the Environment, Thomas Telford Ltd., p.93-136.
- Bastioli, C. 2005. Handbook of Biodegradable Polymers, Rapra Technology Ltd., p.57-102.
- ASTM International. 2007. ASTM D4355-07 (Standard Test Method for Deterioration of Geotextiles by Exposure to Light, Moisture and Heat in a Xenon Arc Type Apparatus), ASTM D35 Committee, West Conshohocken, PA, USA.
- ASTM International. 2003. ASTM D5338-98 (Standard Test Method for Determining Aerobic Biodegradation of Plastic Materials Under Controlled Composting Conditions), ASTM D35 Committee, West Conshohocken, PA, USA.